

**Assignment-5**  
**Subject-Maths**

**Class-1**

**Ms. Manjot Kaur**

**Name\_\_\_\_\_**

**Date: 28 April 2020**

**Topic- Number on Spike Abacus**

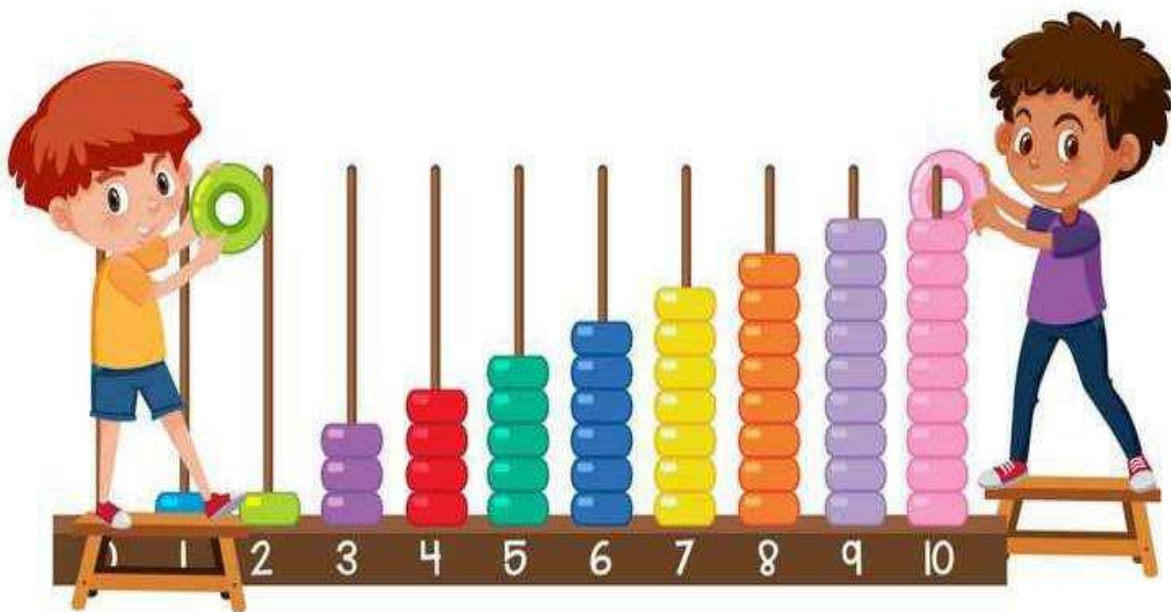
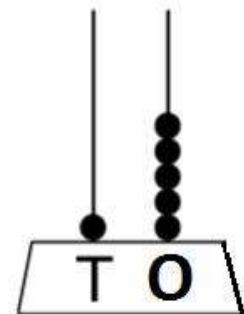
**An Abacus is used to count. It has spikes. We put beads in it.**

**One bead in the ones place stands for 1 one.**






**One bead in the tens place stands for 1 ten.**

**15 has 1 ten and 5 ones.**


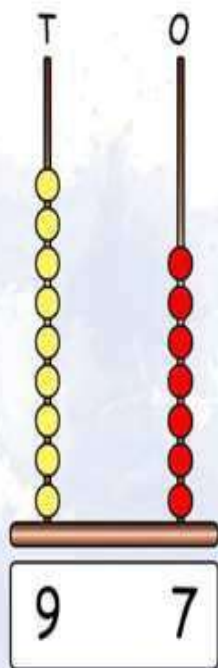
**We show 15 on an abacus as**



**Q1. Colour the beads of the abacus to show the given number.**



**Q2. Draw the beads on the Abacus for given numbers. First one has been done for you.**



# Assignment-5 (HW)

Subject-Maths





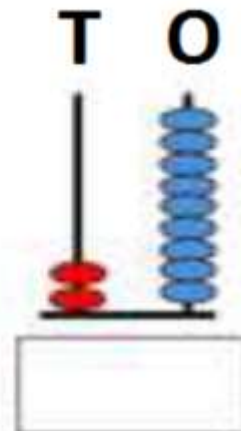

Class-1

Ms. Manjyot Kaur

Name \_\_\_\_\_

Date: 28 April 2020

**Q1. Count the beads and write the number in the given boxes.**



Q2. Fill in the blanks using  $>$  or  $<$  or  $=$ .

16



14

23



20

33



37

29



29

43



49

42



41

48



36

25



40

38



38

42



48

28



19

20



18